

# HVR1 高压玻璃釉电阻器 High Voltage Glaze Resistors



本体颜色: Body Color  
 标准品: Standard (Red 红色)  
 标示: Marking  
 印字: Alphanumeric (5W~20W)  
 (根据客户要求提供相应标识)  
 (According to the customer request to provide corresponding identification)

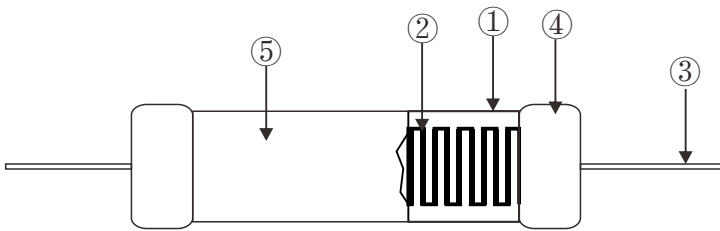
## ● 特性 Feature

- 无感设计                      ■ No Inductance
- 高精度                        ■ Excellent Tolerance
- 阻值范围宽                ■ Wider resistance values
- 高耐压、高功率        ■ High Voltage、High Power

## ● 应用 Application

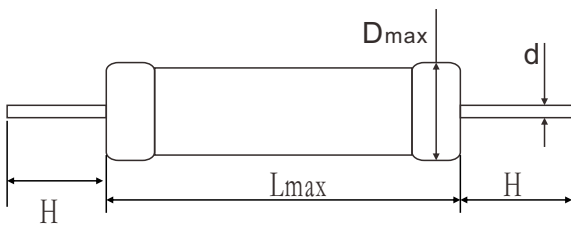
- 1、冲击电压发生器
  - 2、电弧炉阻尼, 能源研究
  - 3、脉冲调制器, 雷达脉冲电路
  - 4、电容器的消弧电路, 高压缓冲电路
  - 5、X-ray/头像设备和EMI/闪电抑制
- 1、Impulse voltage generator
  - 2、Electric-arc furnace damping,
  - 3、Pulse modulator, radar pulse circuit
  - 4、Arc suppression circuit of capacitor, high voltage buffer circuit
  - 5、X-ray/head portrait equipment and EMI/ lightning suppression

## ● 结构图 Construction



- ① 陶瓷基体 Ceramic core
- ② 玻璃釉质电阻膜层 Glazed resistive film
- ③ 引线 Lead
- ④ 铁帽 Iron cap
- ⑤ 保护膜 Protective coating

## ● 外形尺寸 Dimensions

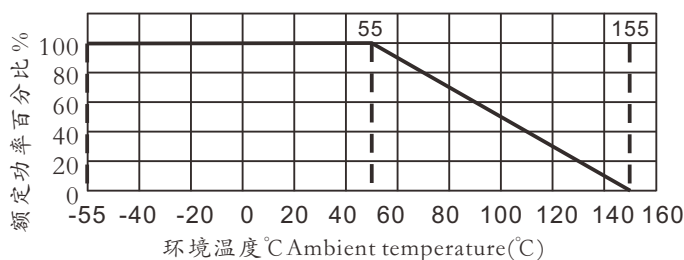


规格 Type	功率 Power	尺寸 Dimensions (mm)			
		Lmax	Dmax	H ± 3	d ± 0.1
HVR1	1W	11 ± 2	5 ± 1	30	0.8
HVR1	2W	16 ± 2	6 ± 1	30	0.8
HVR1	3W	24 ± 2	9 ± 1	30	0.8
HVR1	5W	30 ± 2	9 ± 1	30	1.0
HVR1	7W	50 ± 2	9 ± 1	30	1.0
HVR1	10W	65 ± 2	9 ± 1	30	1.0
HVR1	15W	100 ± 2	9 ± 1	30	1.0
HVR1	20W	147 ± 2	11 ± 1	30 或 10	1.0 或 M4

## ● 参考规格

JISC 5201-1

## ● 降功耗曲线 Derating Curve



# HVR1 高压玻璃釉电阻器 High Voltage Glaze Resistors

## ● 功率、阻值范围与耐电压 Power And Resistance etc

额定功率(W)	阻值范围( $\Omega$ )	温度系数 (PPM/ $^{\circ}$ C)	最大工作电压(KV)	使用温度	阻值公差
1W	1.0K-1000G	$\pm 200$	10	-55 $^{\circ}$ C ~ +70 $^{\circ}$ C	F( $\pm 1\%$ ) G( $\pm 2\%$ ) J( $\pm 5\%$ ) K( $\pm 10\%$ )
2W			10		
3W			10		
5W			10		
7W			15		
10W			15		
15W			25		
20W			30		

## ● 无电感性能特点

HVR采用无感设计，独特的玻璃釉膜按照类似"长城"图案分布，这种高效率的无电感量设计，不会降低任何电阻性能优势，非常适合要求高频率的产品应用。电感量在0.1 $\mu$ H~1 $\mu$ H

HVR use non-inductive design, special glazed film, distribute itself like the Great Wall, this high efficiency and non-inductive design will not cut any advantages of the resistor's function. It is perfect for products which request high frequency. Inductor value keeps at 0.1 $\mu$ H~1 $\mu$ H



## ● 性能 Performance

试验项目 Test Item	性能要求 Specifications (JISC 5201-1)
阻值精度 Resistance Tolerance	$\pm 1\%$ $\pm 5\%$ $\pm 10\%$ (如有特殊需要可提供0.5%) (tolerance to 0.5% on special order)
温度系数 Temperature Coefficient	100ppm/ $^{\circ}$ C (测试区间: +25 $^{\circ}$ C~+125 $^{\circ}$ C; +25 $^{\circ}$ C~-55 $^{\circ}$ C) 100ppm/ $^{\circ}$ C (Referenced to +25 $^{\circ}$ C, $\Delta R$ taken at +125 $^{\circ}$ C and -55 $^{\circ}$ C)
寿命 Load life	+125 $^{\circ}$ C, 1000小时 $\Delta R \leq 0.4\%$
绝缘层电阻 Insulate resistance	$\geq 1000M\Omega$
涂覆层 Encapsulation	高温硅树脂 High temperature silicone conformal
过载 Overload	2.5额定功率 ( $\leq 1.5$ Max. operating voltage) 5s $\Delta R \leq 0.5\%$
热冲击 Thermal shock	$\Delta R \leq 0.25\%$
耐潮性能 Moisture resistance	$\Delta R \leq 0.4\%$
可焊引线 Solderable Lead	30 $\pm$ 3mm

## ● 料号编号 Ordering Information

例 example

HVR1	05	J	1K
型号 Type	额定功率 Rated Power	误差值 Tolerance	电阻值( $\Omega$ ) Resistance
HVR1	01: 1W 05: 5W 07: 7W 10: 10W .....	F( $\pm 1\%$ ) G( $\pm 2\%$ ) J( $\pm 5\%$ ) K( $\pm 10\%$ )	1K $\Omega$ 5K $\Omega$ 10K $\Omega$ 100K $\Omega$ .....