
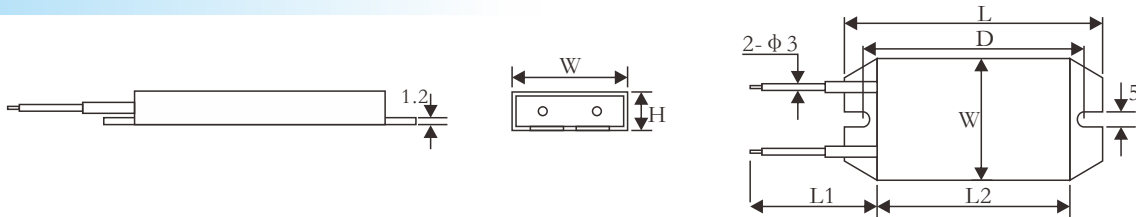


MNC 铝壳电阻 Aluminum Shell Resistor



本体颜色: Body Color
 标准品: Standard (Silver 银色)
 标示: Marking
 文字: Alphanumeric
 (根据客户要求提供相应标识)
 (According to the customer request to provide corresponding identification)

外形尺寸 Dimensions



规格 Type	功率 Power (W)	尺寸Dimensions(mm)					
		L ± 1	L1 ± 10	L2 ± 1	D ± 0.5	W ± 0.5	H ± 0.4
MNC	40	100	200	75	85	45	8
MNC	60	118	200	96	103	45	8
MNC	80	120	200	105	109	40	8
MNC	150	195	200	180	188	60	12.5

特性 Feature

- 金属铝壳包封, 散热性能好、适合散热板安装, 可长期在恶劣环境下使用。
Aluminum crust surface with good performance in heat radiation, suitable for cooling plate installation, can be used in the atrocious environment.
- 体积小、功率负荷大
Small size, high power load.
- 绝缘性高, 采用阻燃无机材料一体化封装, 抗振性好。
High insulating capacity, encapsulation by non-flame inorganic Material, good performance in vibration.
- 多种接线方式, 便于安装
Multi connection form will be easily to fix.
- 广泛用于电源、变频器、电梯、舞台音响及高端设备行业。
Widely used in power supply, Transducer, Elevator, Arena audio and high requirement equipment industry.
- 精度范围: ±1%, ±2%, ±5%, ±10%。
Resistance tolerance: ±1%, ±2%, ±5%, ±10%.

参考规格 Reference Standards

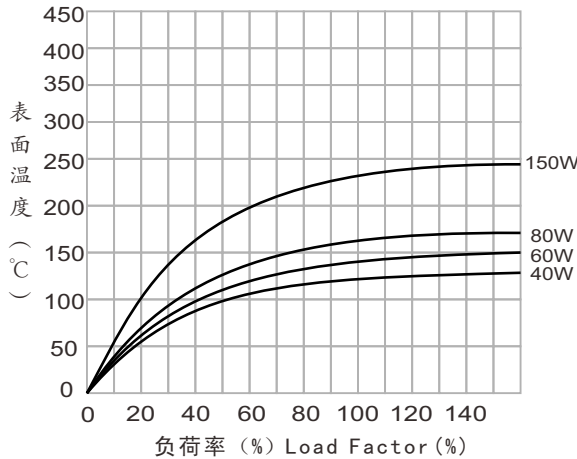
JIS C 5201-1

功率、阻值范围与耐电压 Power And Resistance etc

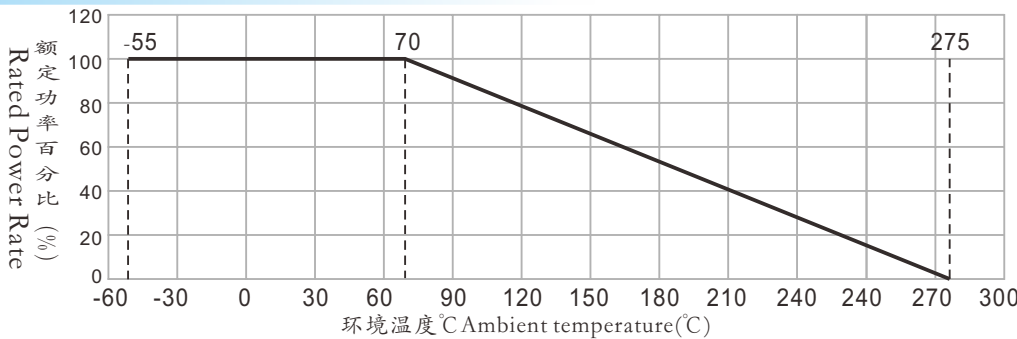
额定功率 Rated Power (W)	阻值范围 Resistance Range(Ω)	误差值 Tolerance	温度系数 T.C.R	最高使用电压 Max Working Voltage	最高负荷电压 Max Overload Voltage	耐电压Dielectric Withstanding Voltage
40	1R~100R	J ± 5% K ± 10%	± 300PPM/°C	$\sqrt{P \cdot R}$	$\sqrt{10 \cdot P \cdot R}$	1500V/Ac
60	1R~100R					
80	1R~100R					
150	1R~100R					

MNC 铝壳电阻 Aluminum Shell Resistor

表面温升曲线 Temperature rising curve



降功耗曲线 Derating Curve



性能 Performance

试验项目 Test Items	性能 Performance	试验方法 Test Methods(JIS C 5201-1)
温度系数 Temperature coefficient	$\pm 300\text{ppm}/^\circ\text{C}$	在常温及常温+100°C时分别测量电阻并计算每度的阻值变化率。 Test resistance value at normal temperature and normal temperature added 100°C, calculate $^\circ\text{C}$ resistance value change rate.
短时间过负荷 Short time overload	$\Delta R \leq \pm (2\%R_0 + 0.05\Omega)$	施加10倍额定功率或最高负荷电压(取较小者)5秒 10X rated power or Max. overload voltage(get the lower) for 5seconds.
耐焊接热 Resistance to soldering heat	$\Delta R \leq \pm (1\%R_0 + 0.05\Omega)$	在 $350 \pm 10^\circ\text{C}$ 的锡炉中浸入2~3秒。 Immerge into the $350 \pm 10^\circ\text{C}$ tin stove for 2~3 seconds
耐电压 Dielectric withstanding voltage	无显著的机械损伤, 无击穿和飞弧现象	采用包箱法, 施加交流1500V或2000V或2500V的电压1分钟。
温度循环 Temperature cycle	$\Delta R \leq \pm (1\%R_0 + 0.05\Omega)$	在-55°C时放置30分钟, 然后在+25°C时放置10~15分钟, 然后在+125°C时放置30分钟, 然后再在25°C时放置10~15分钟, 共循环5次。At -55°C for 30min, then at +25°C for 10~15min, then at +125°C for 30min, then at +25°C for 10~15 min, total 5cycles.
耐湿负荷寿命 Load life in humidity	$\Delta R \leq \pm (3\%R_0 + 0.05\Omega)$	在温度为 $40 \pm 2^\circ\text{C}$, 相对湿度为90~95%的恒温恒湿箱中, 施加额定电压或最大工作电压(取较小者)共1000小时(1.5小时通, 0.5小时断)。Overload rated voltage or Max.working voltage(get the lower) for 1000hours(1.5hours on and half-hour off) at the $40 \pm 2^\circ\text{C}$ and 90~95% relative humidity.
耐温负荷寿命 Load life in heat	$\Delta R \leq \pm (3\%R_0 + 0.05\Omega)$	在 $70 \pm 2^\circ\text{C}$ 恒温恒湿箱中施加额定电压或最大工作电压(取较小者)共1000小时(1.5小时通, 0.5小时断)。Overload rated voltage or Max.working voltage(get the lower) for 1000hours(1.5hours on and half-hour off) at the $70 \pm 2^\circ\text{C}$.
引出端强度 Terminal strength	$\Delta R \leq \pm (2\%R_0 + 0.1\Omega)$	拉力 Pull:100N
振动 Vibration	$\Delta R \leq \pm (2\%R_0 + 0.1\Omega)$	频率 Frequency:10~55Hz, 振幅 Swing:0.75mm, 测试时间 Test time:6hours
难燃性 Nonflammability	不可有明显火焰 No visible flame	分别按5、10、16倍额定功率加交流负荷5分钟。 Respectively load AC voltage by 5,10,16 times rated power for 5 minutes.

料号编号 ordering Information

例 example

型号Type	额定功率 Rated Power	误差值 Tolerance	电阻值 (Ω) Resistance	直线 Straight length
铝壳电阻 Aluminium Shell Resistor	600:600W 800:800W	J $\pm 5\%$	R100=0.1 1R00=1 10R0=10	S200:200mm Straight length